

Product Finder Style Guide

Use these guidelines to better understand how you can style and customize the base configuration of a Product Finder questionnaire and results.

Product Finder Container

When you [create a Product Finder questionnaire](#), you must decide when you want the resulting product recommendations to appear. That decision not only largely determines the contents of the Product Finder container but can also help guide you as you determine how to style those contents.

Results After Each Question

You can configure a questionnaire so that recommended products appear each time the customer answers a question. In this type of questionnaire configuration, the Product Finder container holds the question, answer, and recommendations. You can arrange this content any way you like.

Product Finder container



Results at the End

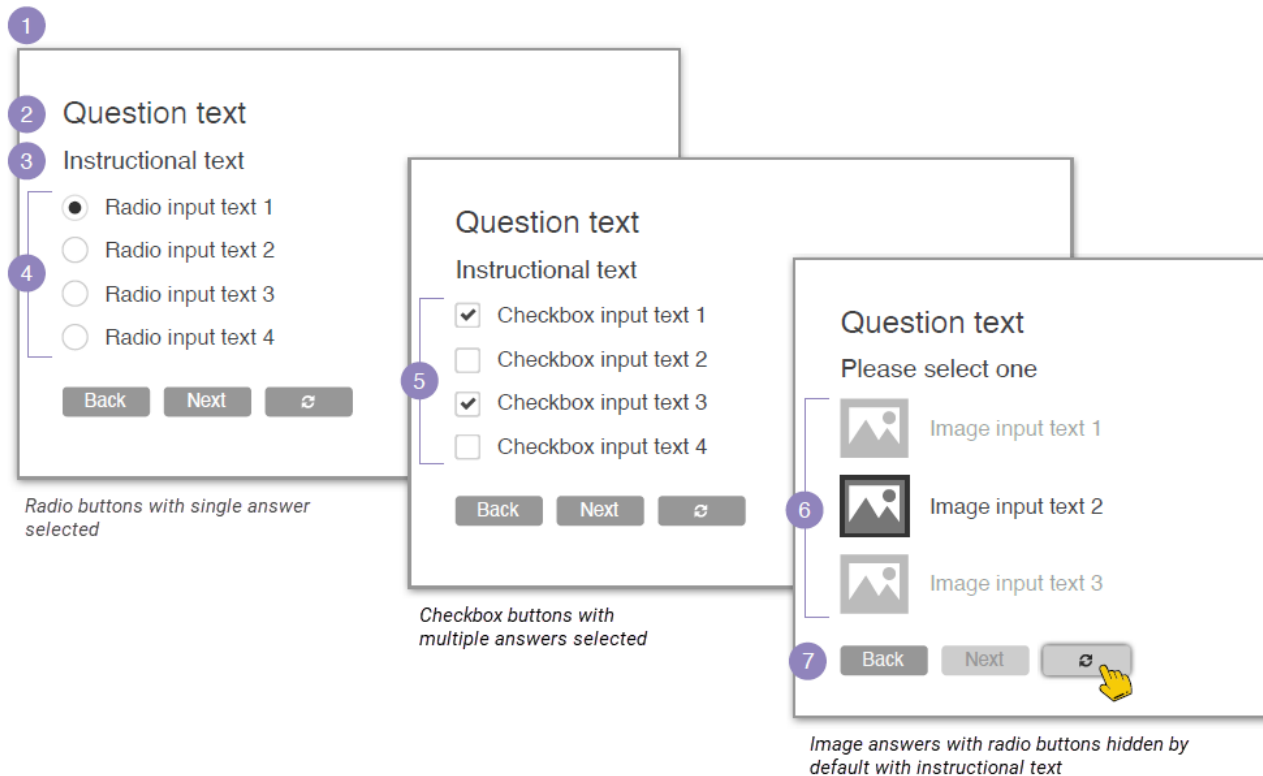
You can configure a questionnaire so that after the customer has completed it, recommended products based on all the answers selected appear in a separate container.

Product Finder container



Styling the Questionnaire

You can configure and style these default elements of a Product Finder questionnaire out of the box.



1. Questionnaire container
2. Question text
3. Instructional text

Answer Selection Buttons

4. Radio buttons that accompany answer options for single-choice questions
5. Checkboxes that accompany answer options for multiple-choice questions
6. Images that accompany answer options, used with radio buttons or checkboxes

Questionnaire Navigation Buttons

7. **Back**, **Next**, and reset buttons



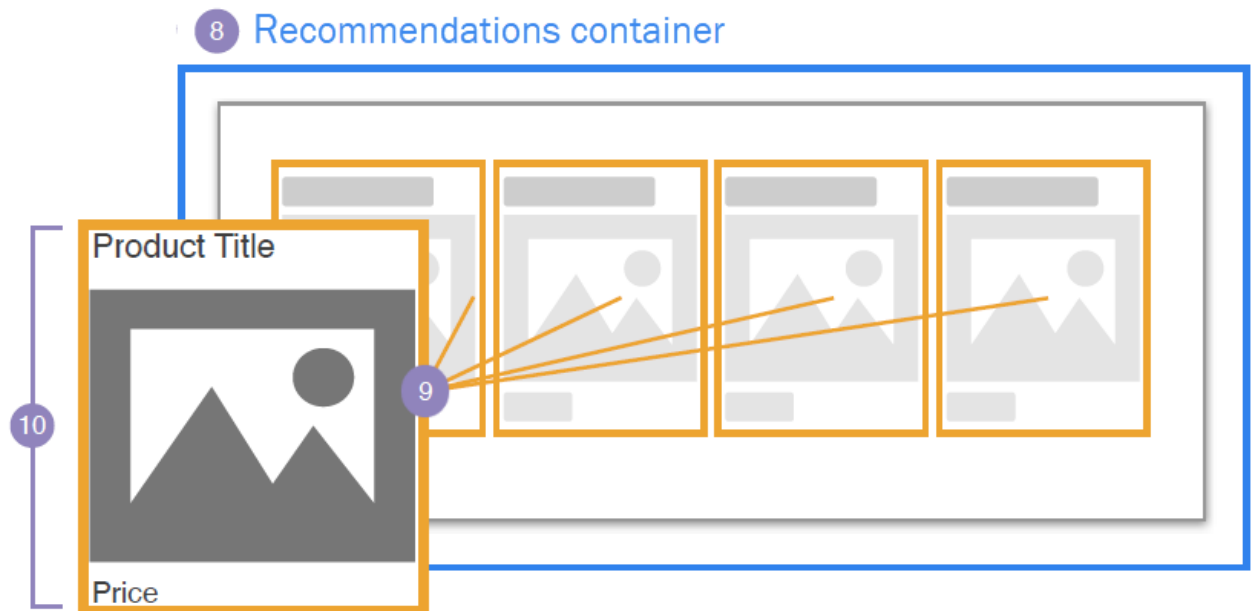
The code necessary for all three navigation buttons appears in the Product Finder container template when you configure a Product Finder action. However, you don't have to include a **Back** button or a button to restart the questionnaire. See [Customizing the Product Finder Container](#) within [Configure a Product Finder Action](#) for more information.

You can also customize the navigation button states.



Styling the Recommendations Results

You can configure and style out of the box these elements for the resulting recommendations.



8. Recommendations container
9. Individual product recommendation
10. The properties (for example, product title, image, price, sale price, etc.) included for each recommended

product

When [creating a questionnaire](#), you can input one or more [product catalog custom fields](#) so that the values in those fields appear as part of each recommended product's information.

You can also add custom JavaScript content, such as wish lists, ratings, or other custom styling, to the results.

Styling the 'Results Found' and 'No Results Found' Messages

The Product Finder container template contains both a "Results found" message that accompanies product recommendations and a "No results found" message that appears if the customer's answer(s) didn't lead to product recommendations. You can style each message and its respective container at the experience level.

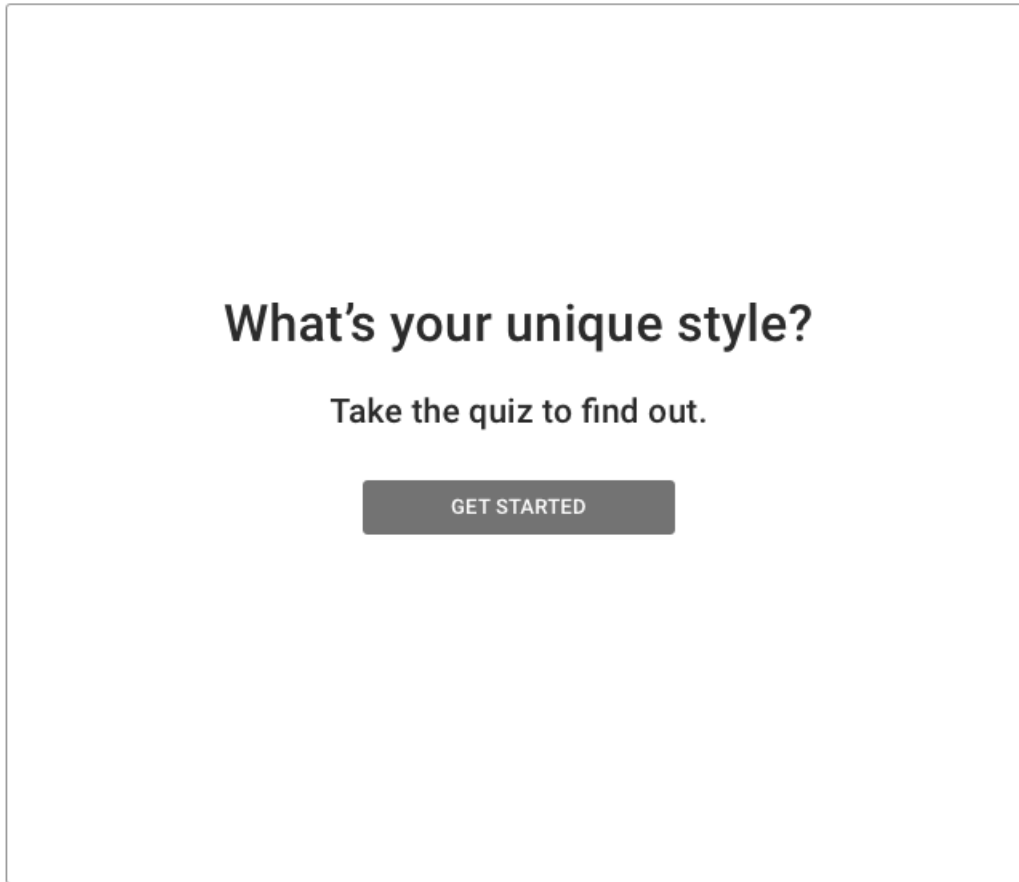


You can modify the Product Finder container template to include a **Back** button with the "No results found" message when the questionnaire is set up to show recommendations after the customer answers a question or to include a **Restart** button with the "No results found" message when the questionnaire is set up to display recommendations after the customer has answered all the questions.

See [Customizing the 'Results Found' Message](#) and [Customizing the 'No Results Found' Message](#) within [Configure a Product Finder Action](#) for more information.

Styling the Optional Welcome Screen

By default the Product Finder container HTML code template includes an optional introductory screen that appears before the first question.



The HTML code for this welcome screen, which includes a message and button that the customer must click to move to the first question, is part of the Product Finder container template that you customize when configuring a Product Finder action. If you don't want to include the introduction, then you must delete its code from the container template. See [Customizing the Welcome Screen](#) in [Configure a Product Finder Action](#) for more information.

Design and Styling Examples

Use these examples as inspiration as you consider how you want your Product Finder questionnaires to appear on your site.

What type of wine do you like to drink?



Red



White



I like both!

Next

We think you'd pair best with these wines.



\$70.00



\$70.00



\$70.00



\$70.00



\$70.00



\$70.00



\$70.00



\$70.00

SHOP ALL WINES



Gift Finder

Answer a few simple questions
to find the perfect gift

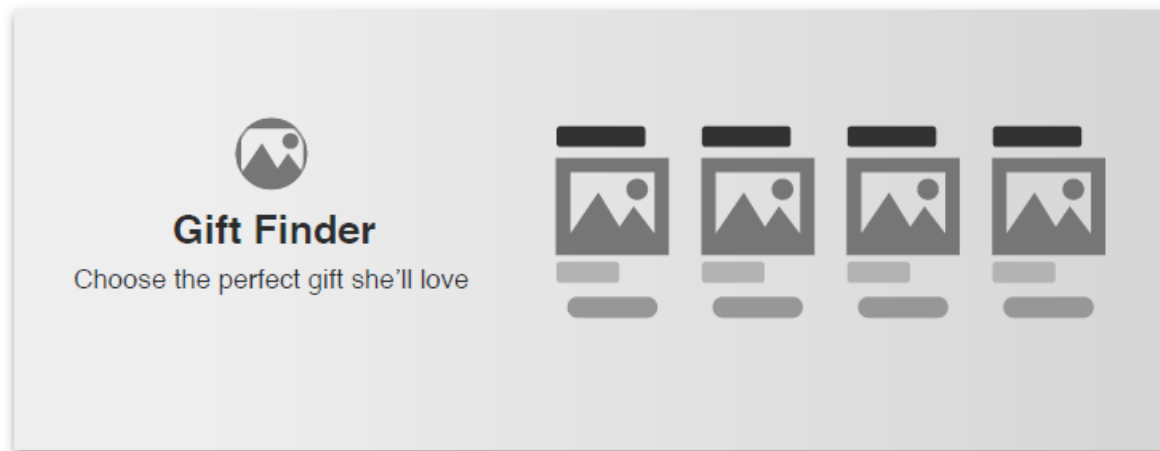
1. Who are you buying a gift for?

Her

Him

Children

CONTINUE >



After you determine how you want to customize a Product Finder questionnaire and results, see steps 9 through 11 in [Configure a Product Finder Action](#) for how to input the various code to achieve the style and formatting you want.