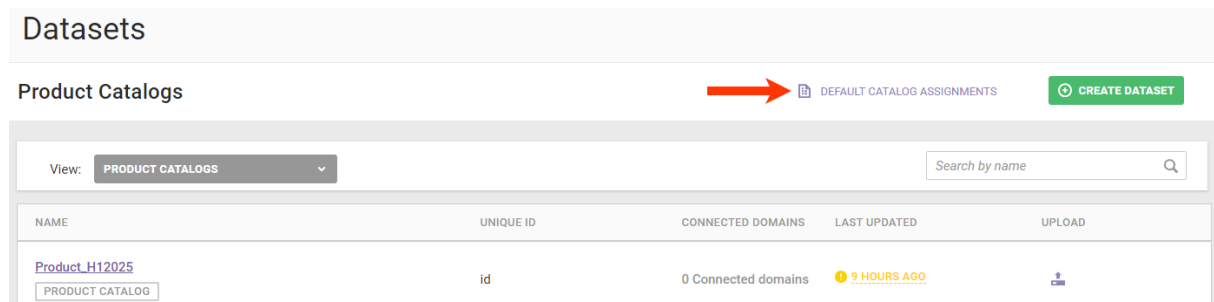


Assign a Default Product Catalog Dataset

Any product catalog dataset that you create is available in all the account instances you've set up in your Monetate integration. Because certain features and functions can only use a specific product catalog, you should assign a default product catalog to each account instance.

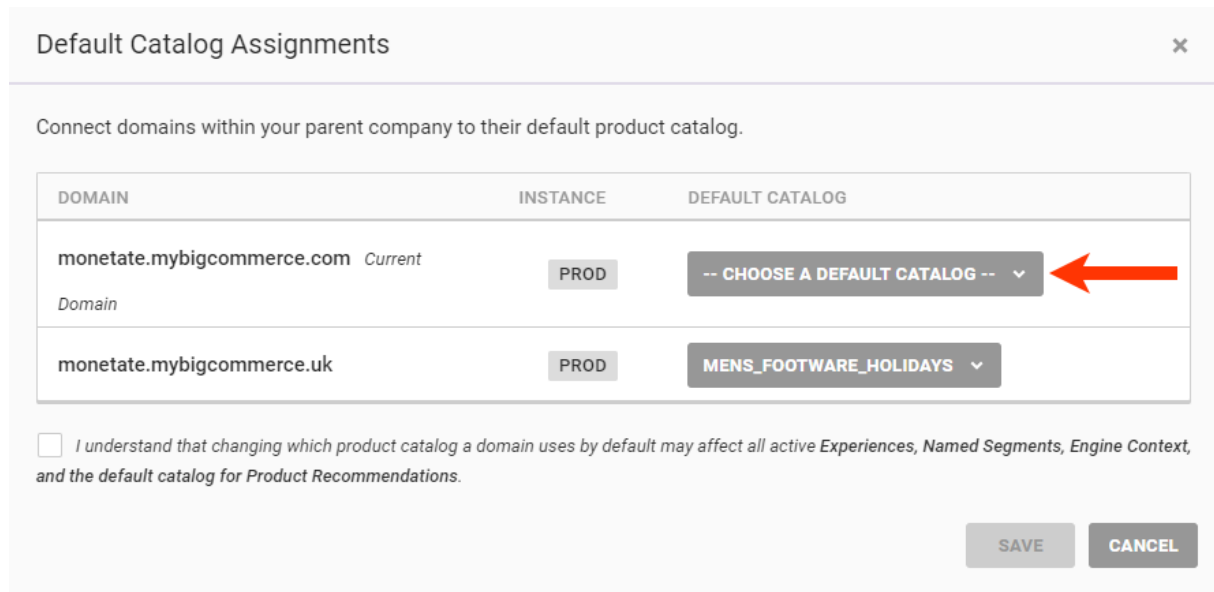
Follow these steps to make a product catalog dataset the default one for an account instance.

1. Click **DATASETS** in the top navigation bar, and then, if necessary, select **Product Data**.
2. Click **DEFAULT CATALOG ASSIGNMENTS**.



The screenshot shows the 'Datasets' interface. At the top, there's a 'Product Catalogs' section with a 'CREATE DATASET' button. A red arrow points to a link labeled 'DEFAULT CATALOG ASSIGNMENTS'. Below this is a table with columns: NAME, UNIQUE ID, CONNECTED DOMAINS, LAST UPDATED, and UPLOAD. One row is visible for 'Product_H12025' with a unique ID of 'id', 0 connected domains, and a last updated time of '9 HOURS AGO'.

3. In the Default Catalog Assignments modal, select a product catalog from **DEFAULT CATALOG** for the account instance you're working in.



The screenshot shows the 'Default Catalog Assignments' modal. It contains a table with columns: DOMAIN, INSTANCE, and DEFAULT CATALOG. The first row shows 'monetate.mybigcommerce.com' as the domain, 'PROD' as the instance, and a dropdown menu for the default catalog with the text '-- CHOOSE A DEFAULT CATALOG --'. A red arrow points to this dropdown menu. The second row shows 'monetate.mybigcommerce.uk' as the domain, 'PROD' as the instance, and 'MENS_FOOTWEAR_HOLIDAYS' as the default catalog. Below the table is a checkbox with the text: 'I understand that changing which product catalog a domain uses by default may affect all active Experiences, Named Segments, Engine Context, and the default catalog for Product Recommendations.' At the bottom right are 'SAVE' and 'CANCEL' buttons.


4. Optionally, repeat the previous step for any other account instance that doesn't have a default product catalog.
5. Click the checkbox to acknowledge you understand the possible implications of assigning default product catalogs, and then click **SAVE**.

Default Catalog Assignments ✕

Connect domains within your parent company to their default product catalog.

DOMAIN	INSTANCE	DEFAULT CATALOG
monetate.mybigcommerce.com <i>Current</i> <small>Domain</small>	PROD	CK_PRODUCTS ▾
monetate.mybigcommerce.uk	PROD	MENS_FOOTWARE_HOLIDAYS ▾

I understand that changing which product catalog a domain uses by default may affect all active Experiences, Named Segments, Engine Context, and the default catalog for Product Recommendations.

 SAVE CANCEL

When a product catalog dataset is assigned as the default catalog for one or more account instances, then a message in the CONNECTED DOMAINS column for that dataset on the Product Catalogs view of the Datasets list page indicates as much. When your mouse pointer hovers on the message, a tooltip appears that lists the specific domains for which the dataset is the default catalog.